

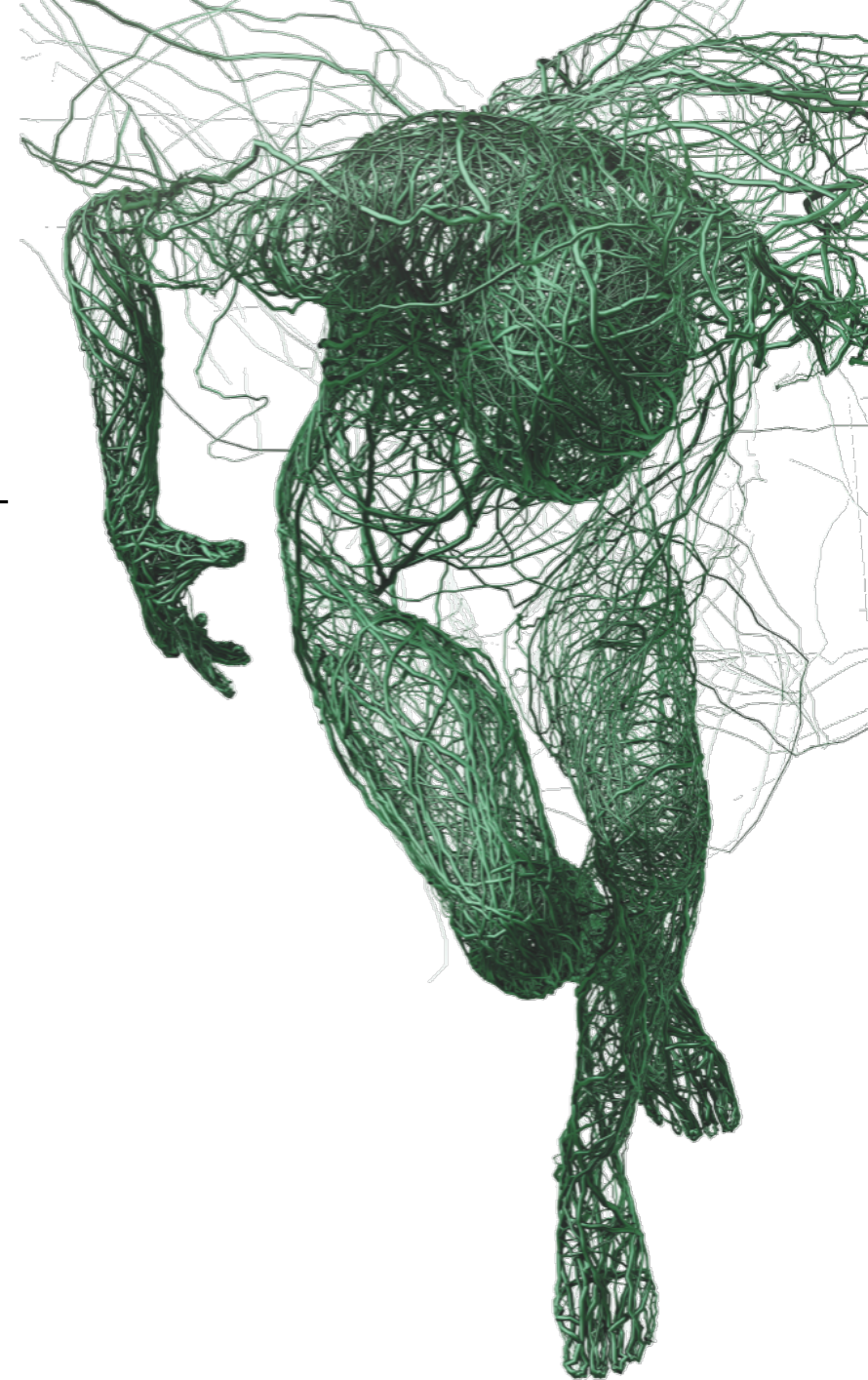
# VEST™ - Venous External Support

---

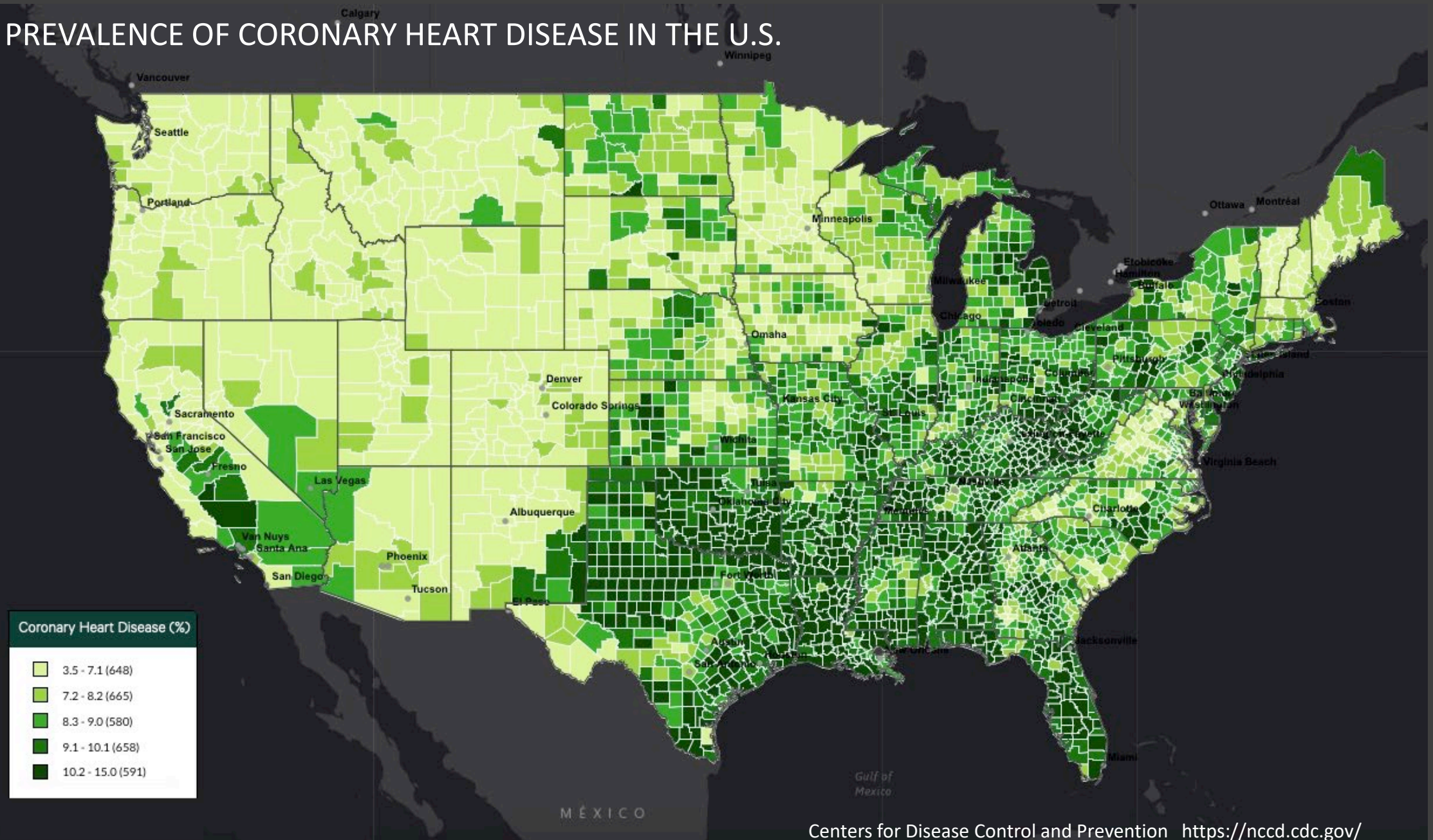
ICD-10 Coordination and Maintenance Committee Meeting  
March 7-8, 2023



Vascular Graft Solutions Ltd.  
*Advancing Coronary Bypass Surgery*



# PREVALENCE OF CORONARY HEART DISEASE IN THE U.S.





## Background

# Coronary Heart Disease (CHD)



**18.2M**

American 20  
Y/O and Older

**#1**

Leading Cause of  
Death in the US

**42.1%**

of all death in  
2018

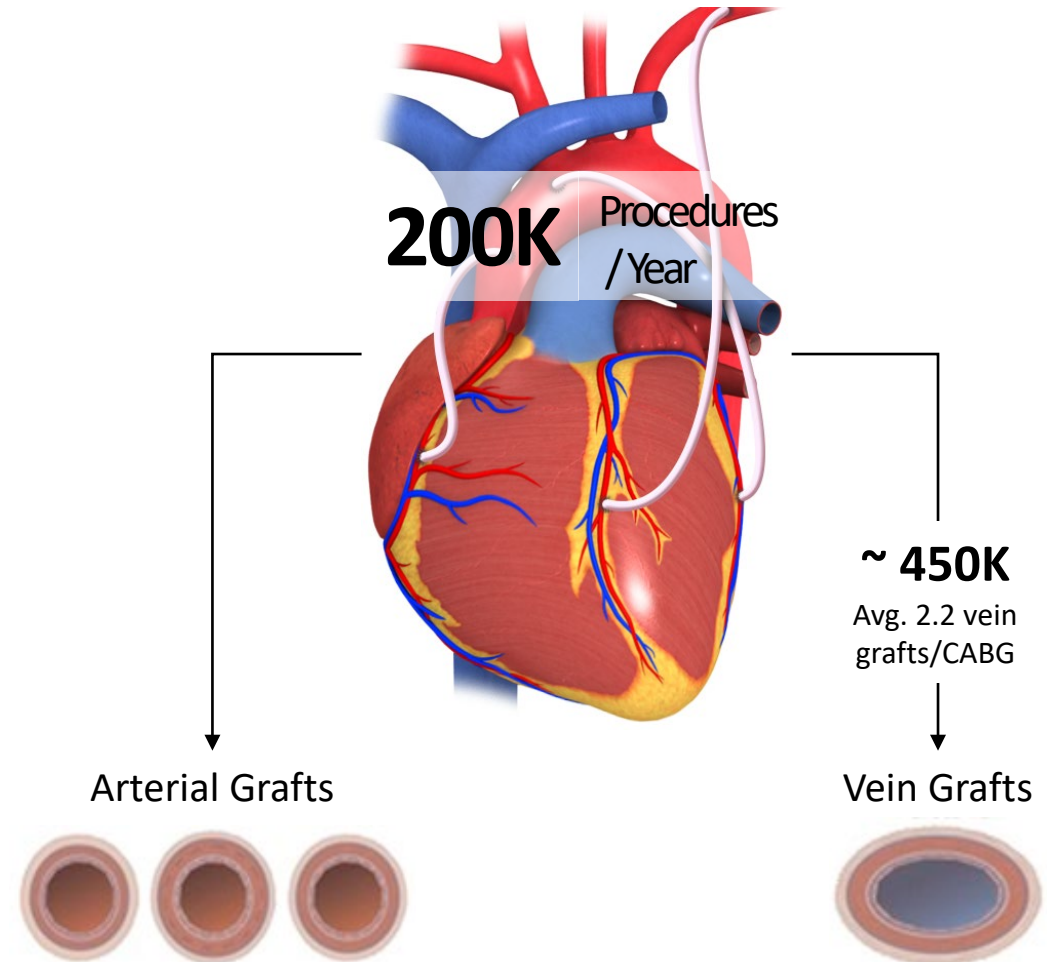


**\$219.6B**

Estimated direct  
and indirect cost  
(2016-2017)

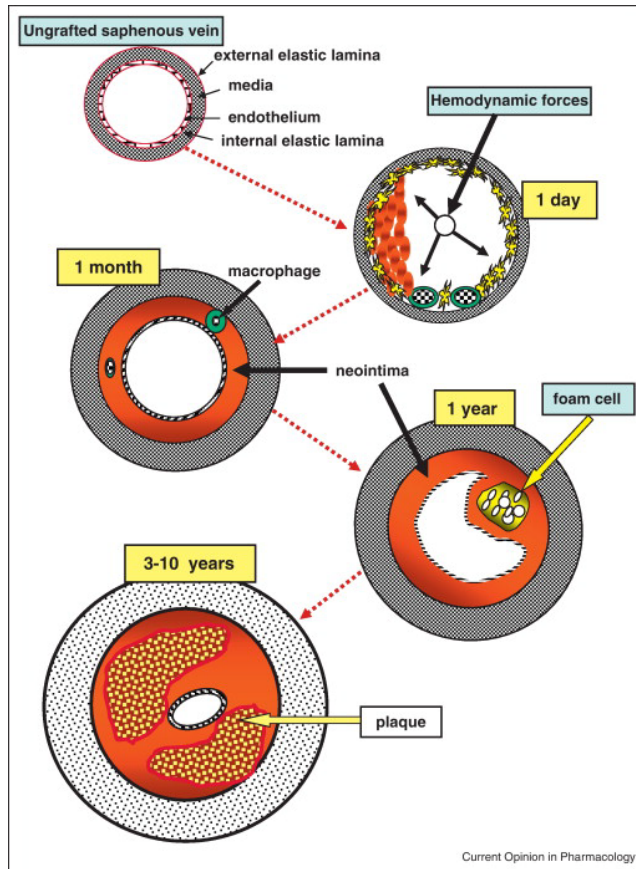
## CABG

The Standard Of Care Treatment For SEVERE  
multivessel CORONARY DISEASE



## The Clinical Need

# Vein Graft Failure

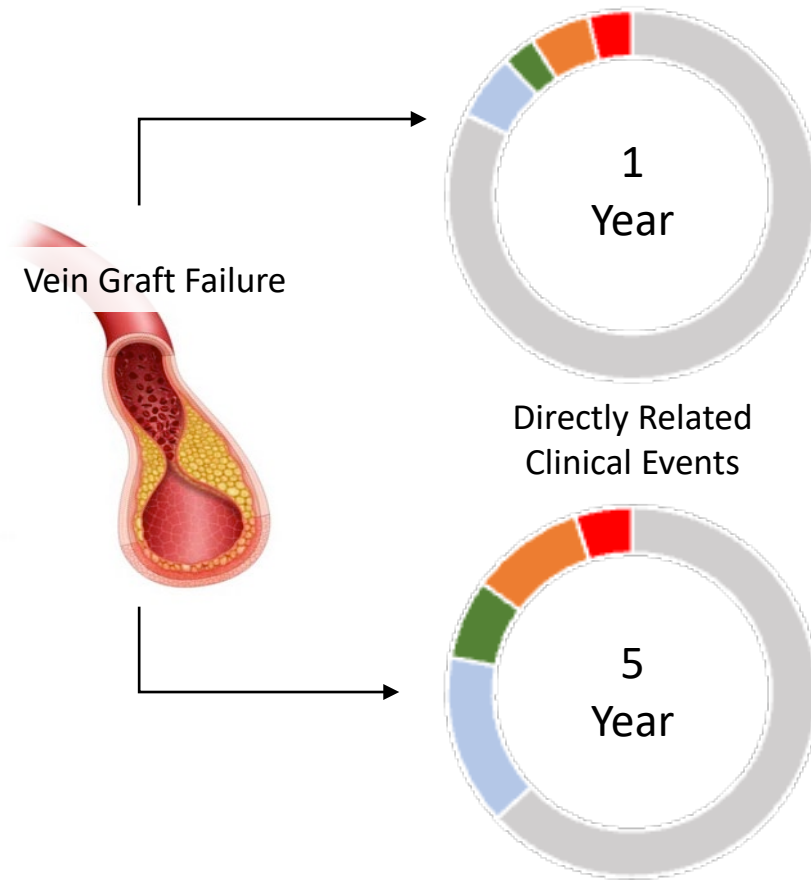


Shukla N et al. Pathophysiology of saphenous vein graft failure: a brief overview of interventions. *COPH* Vol 12;2012;114-120



Christopher D Owens, Karen J Ho, Michael S Conte; Lower extremity vein graft failure: a translational approach; *Vascular Medicine* 2008; 13: 63-74  
Fitzgibbon GM et al. Coronary Bypass Graft Failure and patient's outcome. *JACC* Vol 28 No. 3. 1996;616-26.

# Vein Graft Failure - Direct Impact on Clinical Outcomes



ANGINA	6.0%
MI	3.0%
REVASCULARIZATION	5.5%
DEATH	4.0%


Healthcare Costs  
**>\$800M**

ANGINA	15.0%
MI	7.0%
REVASCULARIZATION	10.0%
DEATH	5.0%

Healthcare Costs  
**>\$1.5B**

## The Solution

# VEST™ – Venous External Support



A technology to confirm mitigation of vein graft disease

### Robust Clinical Evidence

- 4 RCTs with > 450 patients
- 5 Real-world-data registries
- 15 publications in peer reviewed journals

### Cobalt Chromium External Support


Kink & Crush Resistant

>7000 Implantations

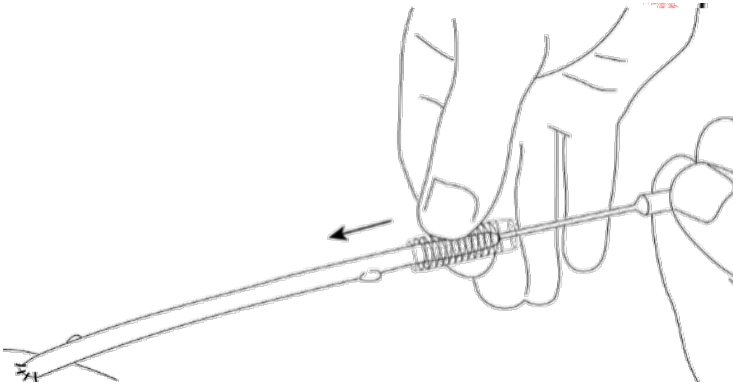
PMA application submitted to FDA (July 5<sup>th</sup>, 2022)

Implantation Time: 2-5 minutes

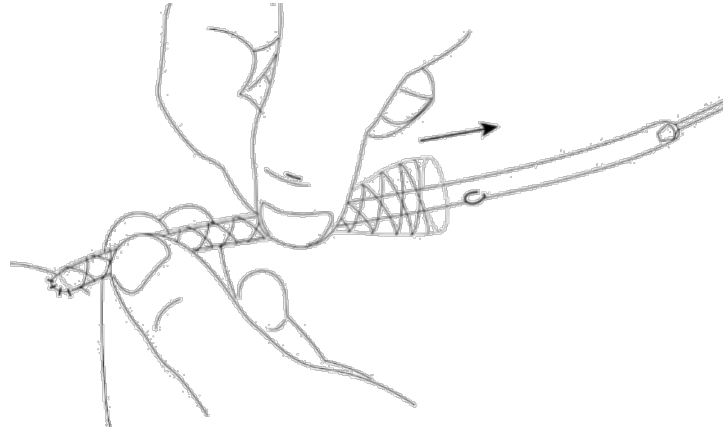
- Adjunct to the CABG procedure
- Does not interfere with the standard surgical practice



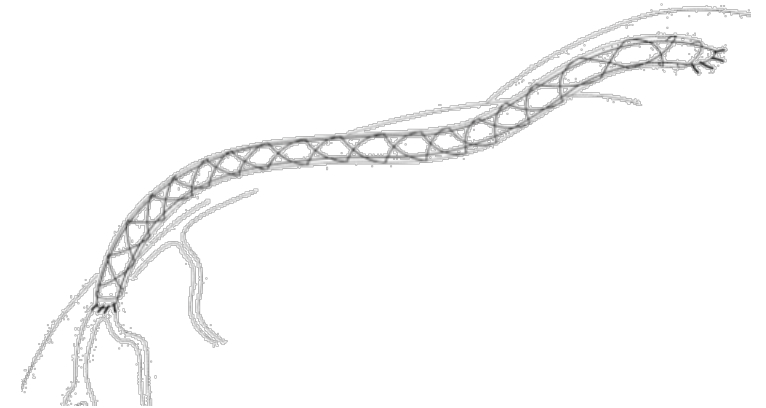
① Threading VEST™  
Over the SVG



② Expanding VEST™ Toward the  
Proximal Anastomosis



③ Final Inspection



The use of VEST™ should be documented in the dictated Operative Report

Possible naming conventions:

- VEST™
- Venous Graft Extraluminal Stent
- Venous Extraluminal Graft Support
- Vein Graft Support
- Graft Support
- Implantable Graft Support



## SUMMARY

VEST - EXTRALUMINAL SUPPORT FOR VEIN GRAFTS IN CABG

CABG is the Standard Of Care treatment for SEVERE multivessel CORONARY DISEASE

Vein Graft Failure - Direct Impact on Clinical Outcome

VEST™ use during CABG takes 2-5 minutes and does not interfere with the standard surgical practice



An aerial, high-angle photograph of a massive crowd of people gathered in a public square or street. The individuals are densely packed, filling the entire frame. They are wearing a wide variety of colorful clothing, including t-shirts, hats, and jackets. The perspective is from directly above, looking down on the crowd. The ground appears to be paved with light-colored stones or tiles. The overall scene conveys a sense of a large-scale event or gathering.

# Thank You!

---